



SAIC MOTOR 上海汽车

上海汽车集团股份有限 公司

2009 年度 社会责任报告





“ ” “ ”

<

>

<

>

2009 1

1 2009 12 31

PDF

www.sse.com.cn

www.sai.com.cn

----- P5

----- P7

----- P8

----- P8

----- P9

----- P9

----- P11

----- P12

----- P17

----- P20

----- P21

----- P22

----- P25

----- P26

----- P28

----- P35

----- P36

----- P38

----- P39

----- P41

----- P43

----- P59



2009

“ ” “ ”
1 300

2009

“ ”

270


2008


“ ” “ ”

“ ”
“ ”

2009

272.5





1



1

1997 8 () (“

”)

1997 11

7

600104 2006

A

2009

272.5

2

2009 12 31 6,551,029,090

(%)

78.94% 5,171,549,456

4.88% 320,000,000

1.17% 76,764,591

0.81% 53,083,620

0.52% 33,800,000

0.37% 24,006,161

0.31% 20,295,989

0.26% 17,006,542

0.25% 16,663,041

0.22% 14,561,463

2007 12
2010 1 7


63

3,925,647

1:1

22,680

6,554,954,737



2



1



在质量体系建设方面 2009 “ ”

2009

ISO/TS16949



2009		
	550	1.8T/1.8DWT
	30	
		Passat
	EA111 1.6L	
	"	"

在新产品投放方面 2009

Epsilon II “ ”
SIDI



Delta farm1 Gem III
4 2009 9

TSI 1.8-2.0 PQ46




2009 A+ MG6
Fast back MG6
+ Z Ant i Roll
USD



2

在产品安全性方面



在产品服务方面 2009



“

”

“

”

2009

J.D.Power

“ 2009

SSI

” “ 2009

(CSI) ”

851

817

1000


J.D.Power

SSI



CSI

2



“ ” “ TECHCARE ”
3
2009
30
9507
11.20

2009 J.D.POWER

SSI

CSI

2008

SSI 835

CSI

2009

CSI



在汽车金融服务方面

			2009	12		
187	510		58.66	call	578,160	
		208	935		124.08	
	218,502				50%	
			2009	12		163
397			18.92	call	254,052	
		200	523		12.59	
15,518						

2

1 1
1 7 1
7
2009

在与经销商共同发展方面

2009

270



2009

4S




“ S

“ 2009 ”

2009





3




1

“ THINK MODEL”

Trust	Happiness	Integrity	Needs
Knowledge			

2009 “ THINK MODEL”						
	09 12	09 6	08 12	08 6	07 12	07 6
	91.52 ↑	89.90	86.87	89.81	85.3	88.1
	82.28 ↓	82.90	82.52	78.71	75.8	78.0
	94.58 ↑	93.92	94.97	94.94	92.4	92.1
	81.39 ↑	79.53	81.53	77.51	90.0	88.5
	91.85 ↑	86.42	90.93	90.41	92.0	90.6
	88.32 ↑	88.29	87.36	86.27	87.1	87.5



272.5
2009

10%



“ ”

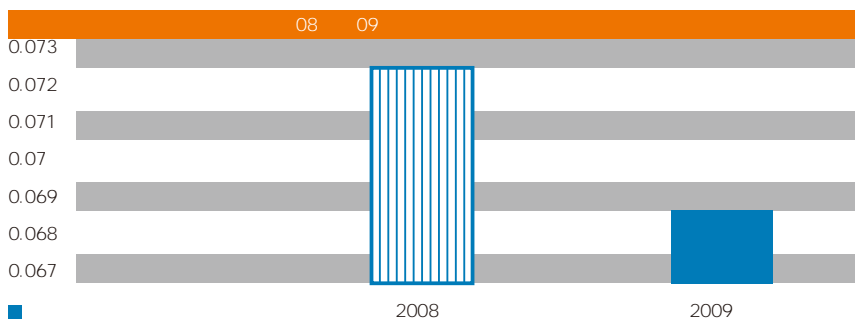


2009

27694.82

20

	2008	2009
	88790000	104516000
20	0.072	0.069



3



“ ” 313
 35.17 “ ”
 2009 172 “ ” 351.75
 32.3



“ ”
 7
 2009 1 “ ” 4 “
 ” 3 “ ” 1 1 “
 ”
 2009
 18% 20%
 2009 “ ” “ ” “
 ”
 5.01 4.58



2



2009

1%

2009

180

60



A 123

A1 23

2001

MT

A1 23

2009

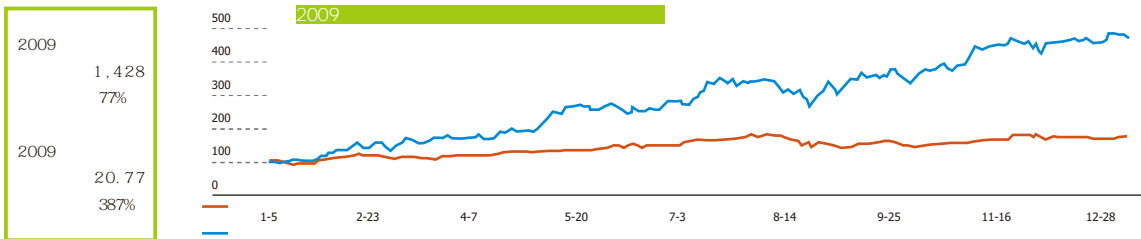
A1 23

A1 23

3


3

2009 A 2008 1849
 3000
 5.36 / 26.13 / 387 77



272 799 2184 4
 328 2009

CVB1



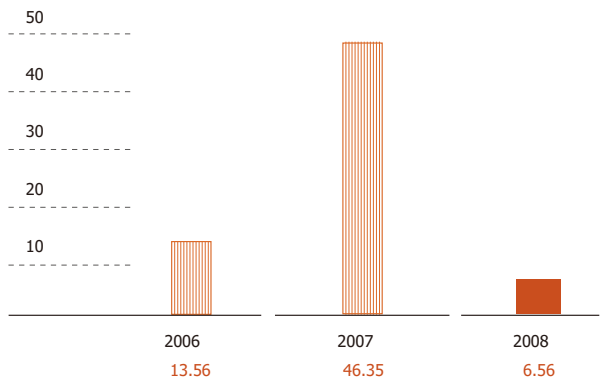


4 64
CVB1
2009 12 18
“ 2009 ”

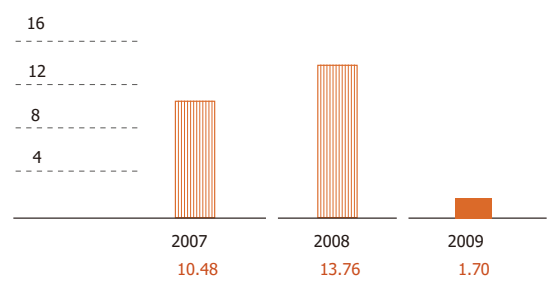


2009 6 26
2008 1.70
25.94

2006 2008



2007 2009



3

4

2006 11 28 2010
2009 12
- 166 4035 1022



“ 2030”

2030



2009 12



“ ”

2009 1

“ ”



2030

2009 7 5 “ ”



30

“ ”

2009 10

2010 “ 2030”

“ 2030”

2030



3



2009

15

“

”

6

10


26850 ;

“ 5.12 ”

22


“ 5.12 ”

124452






		98	43	
	20			
			20	
2009 6 18			132	
				
		2671.6		
		327		
2009 3			3	
11	1			



4



1



2009

“

”

2010	750	20%
2012	550	50%

--	--	--

120

140

		36
--	--	----

6

70

100

		150
		350

972

--	--	--

2009



2009			
	▶		
	▶	3	
	▶		
	▶	350	
	▶		
	▶	750	15
	▶	550	13.6%
	▶		
	▶	CCC	
	▶		
	▶		4
	▶		
	▶	CCC	

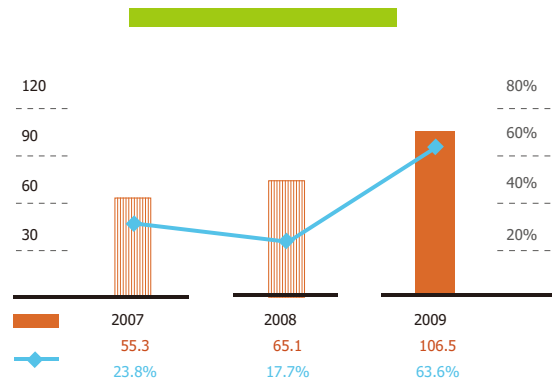
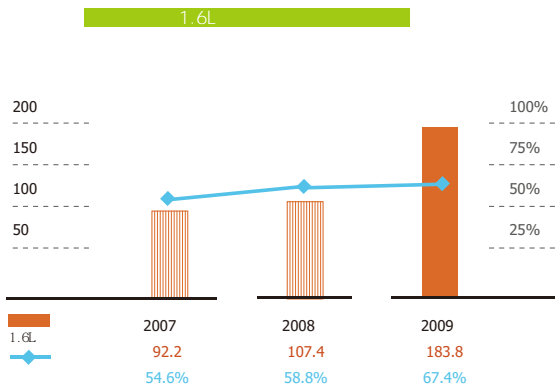
2009

4

2

1.6T 2009 2.0T
 Farm 1 GenIII
 EA888 1.8T 2.0T
 69KW 1.4T
 K4 KV6 IV
 DCT
 2011

1 2008 2009
 1.6
 2009 1.6L
 183.8 67.4%
 106.5 " "

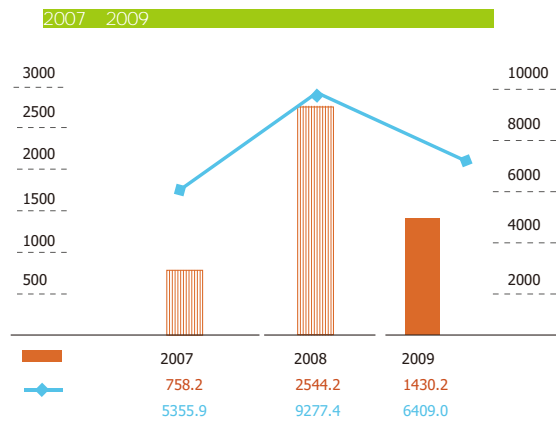


3


2009


7

5000- 10000



2007 2009				
		2007	2008	2009
		476,1680.0	456,116.3	641,349.9
		10,721,856	9,710.312	15,602,693
	/	0.04441	0.04697	0.04110





5

▶	“ 2009 ”
▶	“ 2009 ”
▶	”
▶	CRF “ 2010 ”
▶	”
▶	2009 “
▶	”
▶	”
▶	”
▶	“ ”
▶	”
▶	“ ”
▶	”
▶	“ ”
▶	”
▶	“ 2008 ”
▶	” “ 100 ”







SAIC MOTOR 上海汽车

“ ”

2006 12
3 TF

750 550 7

20

201 201 804
021 61 389999 021 61 388888
<http://www.saicmotor.com>



上海大众汽车
SHANGHAI VOLKSWAGEN



1985

“ ”

50%

SUV

A0 A B

500

“ ” “ ”

201	201 805
021 59561 888	021 5957281 5
http://www.cswv.com	



上海通用汽车

1997

51%

3

4

2

MPV SUV

2008 1

1 500	201 804
021 28902890	021 5031 9099
http://www.shanghai-gm.com	



“ ”
 2002
 50.098%
 2009 100 “ ”
 45%
 Spark
 J.D.Power
 P-TEC
 1.4L A00
 “ ”
 ”

18 545007
 0772 3750114 0772 3750508
<http://www.sgmw.com.cn>



“ ”

1996

50%

3- 6.5 7 7

200

500

“ ”

100

210028

025 8541 771 1

025 85402794

[http:// www.naveco.com.cn](http://www.naveco.com.cn)



2007

33.5%

“ ”

“ ”

“ ”

“ ”



申沃客车
SUNWIN

“ ”

50%

VOLVO

“ ” “ ” “ ” “ ” “ ” “ ”

18	201108
021 64897288	021 64890677
www.sunwinbus.com	



上海汇众

“ ” 1992

“

”

1 493	2001 22
021 58201 188	021 58204570
www.shac.com.cn	



“ ”

1997

50%

6

3999	201206
021 28942894	021 28280744
http://www.pat.ac.com.cn	



“ ”

80

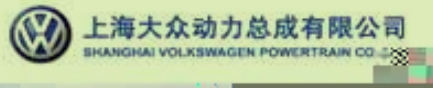
10

“ ”

30

OEM

189	201822
021 591 65858	021 591 67656
http://sagwchi.naepu.com	



“ ”

2005

40%

EA111

1.4L 1.6L

	3598	201807
021 59545678		021 59544108

UAES
联合汽车电子有限公司

“ ”
1995
25.97%

EMS

EMS

555	201 206
021 61 688888	021 58995244
http:// www.uaes.com	



5 “ ” 1994

98.592 1.408%

30 1000 2009

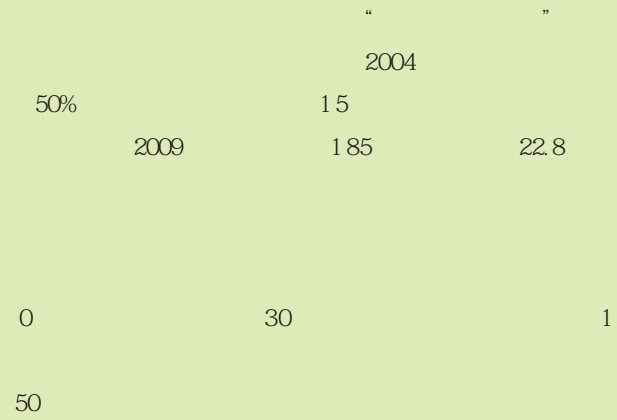
439.38 41.71

1199 200042

021 62311010 021 62312701

<http://www.saicfinance.com>

GMAC SAIC
上汽通用汽车金融



1 60 F 2001 20
021 28936000 021 58877705
<http://www.gmacsaic.net>

